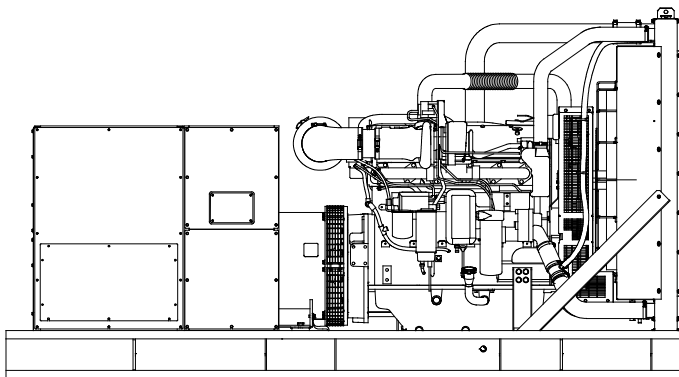




**Tier 3 EPA-Certified for Stationary Emergency Applications**

## Ratings Range

		60 Hz	
Standby:	kW	280- 350	
	kVA	280- 438	
Prime:	kW	275- 320	
	kVA	275- 400	



## Standard Features

- Kohler Co. provides one-source responsibility for the generating system and accessories.
- Approved for use with certified renewable Hydrotreated Vegetable Oil (HVO) / Renewable Diesel (RD) fuels compliant with EN15940 / ASTM D975.
- The generator set and its components are prototype-tested, factory-built, and production-tested.
- The 60 Hz generator set offers a UL 2200 listing.
- The generator set accepts rated load in one step.
- The 60 Hz emergency generator set meets NFPA 110, Level 1, when equipped with the necessary accessories and installed per NFPA standards.
- A one-year limited warranty covers all generator set systems and components. Two- and five-year extended limited warranties are also available.
- Alternator features:
  - The pilot-excited, permanent magnet (PM) alternator provides superior short-circuit capability.
  - The brushless, rotating-field alternator has broadrange reconnectability.
- Other features:
  - Kohler designed controllers for one-source system integration and remote communication. See Controllers on page 3.
  - The low coolant level shutdown prevents overheating (standard on radiator models only).
  - Integral vibration isolation eliminates the need for under-unit vibration spring isolators.
  - An electronic, isochronous governor delivers precise frequency regulation.
- Mount up to four circuit breakers to allow circuit protection of selected priority loads.

## Generator Set Ratings

Alternator	Voltage	Ph	Hz	150°C Rise Standby Rating		130°C Rise Standby Rating		125°C Rise Prime Rating		105°C Rise Prime Rating	
				kW/kVA	Amps	kW/kVA	Amps	kW/kVA	Amps	kW/kVA	Amps
4M4019	120/208	3	60	350/438	1214	350/438	1214	320/400	1110	320/400	1110
	127/220	3	60	350/438	1148	350/438	1148	320/400	1050	320/400	1050
	139/240	3	60	350/438	1052	350/438	1052	320/400	962	320/400	962
	220/380	3	60	305/381	579	305/381	579	275/344	522	275/344	522
	240/416	3	60	350/438	607	350/438	607	320/400	555	320/400	555
	277/480	3	60	350/438	526	350/438	526	320/400	481	320/400	481
4M4021	120/208	3	60	350/438	1214	350/438	1214	320/400	1110	320/400	1110
	127/220	3	60	350/438	1148	350/438	1148	320/400	1050	320/400	1050
	139/240	3	60	350/438	1052	350/438	1052	320/400	962	320/400	962
	220/380	3	60	315/394	598	315/394	598	285/356	541	285/356	541
	240/416	3	60	350/438	607	350/438	607	320/400	555	320/400	555
	277/480	3	60	350/438	526	350/438	526	320/400	481	320/400	481
5M4027	120/208	3	60	350/438	1214	350/438	1214	320/400	1110	320/400	1110
	127/220	3	60	350/438	1148	350/438	1148	320/400	1050	320/400	1050
	120/240	1	60	305/305	1271	280/280	1167	275/275	1146	275/275	1146
	139/240	3	60	350/438	1052	350/438	1052	320/400	962	320/400	962
	220/380	3	60	350/438	665	350/438	665	320/400	608	320/400	608
	240/416	3	60	350/438	607	350/438	607	320/400	555	320/400	555
277/480	3	60	350/438	526	350/438	526	320/400	481	320/400	481	
4M4266	347/600	3	60	350/438	421	350/438	421	320/400	385	320/400	385
5M4272	347/600	3	60	350/438	421	350/438	421	320/400	385	320/400	385

RATINGS: All three-phase units are rated at 0.8 power factor. **Standby Ratings:** The standby rating is applicable to varying loads for the duration of a power outage. There is no overload capability for this rating. **Prime Power Ratings:** At varying load, the number of generator set operating hours is unlimited. A 10% overload capacity is available for one hour in twelve. Ratings are in accordance with ISO-8528-1 and ISO-3046-1. For limited running time and continuous ratings, consult the factory. Obtain technical information bulletin (TIB-101) for ratings guidelines, complete ratings definitions, and site condition derates. The generator set manufacturer reserves the right to change the design or specifications without notice and without any obligation or liability whatsoever.

# Alternator Specifications

Specifications	Alternator
Type	4-Pole, Rotating-Field
Exciter type	Brushless, Permanent-Magnet, Pilot Exciter
Leads: quantity, type	10/12, Reconnectable 4, 600 V
Voltage regulator	Solid State, Volts/Hz
Insulation:	NEMA MG1
Material	Class H, Synthetic, Nonhygroscopic
Temperature rise	130°C, 150°C Standby
Bearing: quantity, type	1, Sealed
Coupling	Flexible Disc
Amortisseur windings	Full
Rotor balancing	125%
Voltage regulation, no-load to full-load	Controller Dependent
One-step load acceptance	100% of Rating
Unbalanced load capability	100% of Rated Standby Current
Peak motor starting kVA:	(35% dip for voltages below)
480 V	4M4019 (12 lead) 1750
480 V	4M4021 (12 lead) 1725
480 V	5M4027 (12 lead) 2200
600 V	4M4266 (4 lead) 1300
600 V	5M4272 (4 lead) 1750

- NEMA MG1, IEEE, and ANSI standards compliance for temperature rise and motor starting.
- Sustained short-circuit current of up to 300% of the rated current for up to 10 seconds.
- Sustained short-circuit current enabling downstream circuit breakers to trip without collapsing the alternator field.
- Self-ventilated and dripproof construction.
- Superior voltage waveform from a two-thirds pitch stator and skewed rotor.
- Brushless alternator with brushless pilot exciter for excellent load response.

## Application Data

### Engine

Engine Specifications	
Engine manufacturer	John Deere
Engine model	6135HF485T
Engine type	4-Cycle, Turbocharged, Charge Air-Cooled
Cylinder arrangement	6, Inline
Displacement, L (cu. in.)	13.5 (824)
Bore and stroke, mm (in.)	132 x 165 (5.2 x 6.5)
Compression ratio	16.0:1
Piston speed, m/min. (ft./min.)	594 (1950)
Main bearings: quantity, type	7, Replaceable Insert
Rated rpm	1800
Max. power at rated rpm, kWm (BHP)	401 (538)
Crankshaft material	Forged Steel
Valve material	
Intake/Exhaust	Nickel-Chromium Head Chromium-Silicone Stem
Governor: type, make/model	JDEC Electronic L15
Frequency regulation, no-load to full-load	Isochronous
Frequency regulation, steady state	±0.25%
Frequency	Fixed
Air cleaner type, all models	Dry

### Exhaust

Exhaust System	
Exhaust manifold type	Dry
Exhaust flow at rated kW, m <sup>3</sup> /min. (cfm)	75 (2649)
Exhaust temperature at rated kW, dry exhaust, °C (°F)	446 (835)
Maximum allowable back pressure, kPa (in. Hg)	Min. 4 (1.2) Max. 9.8 (2.9)
Engine exhaust outlet size, mm (in.)	See ADV drawing

### Engine Electrical

Engine Electrical System		
Battery charging alternator:		
Ground (negative/positive)		Negative
Volts (DC)		24
Ampere rating		60
Starter motor rated voltage (DC)		24
Battery, recommended cold cranking amps (CCA):		
Qty., CCA rating each		Two, 925
Battery voltage (DC)		12

### Fuel

Fuel System		
Fuel supply line, min. ID, mm (in.)		13 (0.50)
Fuel return line, min. ID, mm (in.)		10 (0.38)
Max. lift, fuel pump: type, m (ft.)		Electronic 2.1 (6.8)
Max. fuel flow, Lph (gph)		180.6 (47.7)
Max. return line restriction, kPa (in. Hg)		35 (10.3)
Fuel prime pump		Electronic
Fuel filter		
Secondary		2 Microns @ 98% Efficiency
Primary		10 Microns
Water Separator		Yes
Recommended fuel		#2 Diesel / HVO / RD

### Lubrication

Lubricating System		
Type		Full Pressure
Oil pan capacity, L (qt.) §		40.0 (42.3)
Oil pan capacity with filter, L (qt.) §		42.0 (44.4)
Oil filter: quantity, type §		1, Cartridge
Oil cooler		Water-Cooled
§ Kohler recommends the use of Kohler Genuine oil and filters.		

# Application Data

## Cooling

### Radiator System

Ambient temperature, °C (°F)*	50 (122)
Engine jacket water capacity, L (gal.)	18 (4.8)
Radiator system capacity, including engine, L (gal.)	67.2 (17.8)
Engine jacket water flow, Lpm (gpm)	469 (124)
Heat rejected to cooling water at rated kW, dry exhaust, kW (Btu/min.)	194 (11042)
Heat rejected to air charge cooler at rated kW, dry exhaust, kW (Btu/min.)	106 (6033)
Water pump type	Centrifugal
Fan diameter, including blades, mm (in.)	965 (38)
Fan, kWm (HP)	18 (24)
Max. restriction of cooling air, intake and discharge side of radiator, kPa (in. H <sub>2</sub> O)	0.125 (0.5)

\* Enclosure with internal silencer reduces ambient temperature capability by 5°C (9°F).

## Operation Requirements

### Air Requirements

Radiator-cooled cooling air, m <sup>3</sup> /min. (scfm)†	435 (15400)
Cooling air required for generator set when equipped with city water cooling or remote radiator, based on 14°C (25°F) rise, m <sup>3</sup> /min. (cfm)†	297 (10500)
Combustion air, m <sup>3</sup> /min. (cfm)	33 (1165)
Heat rejected to ambient air:	
Engine, kW (Btu/min.)	46.4 (2643)
Alternator, kW (Btu/min.)	36.6 (2082)

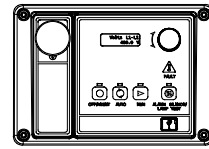
† Air density = 1.20 kg/m<sup>3</sup> (0.075 lbf/ft<sup>3</sup>)

### Fuel Consumption\*\*

Diesel, Lph (gph) at % load	Standby Rating
100%	100.3 (26.5)
75%	73.2 (19.3)
50%	51.9 (13.7)
25%	30.7 (8.1)
Diesel, Lph (gph) at % load	Prime Rating
100%	88.3 (23.3)
75%	66.1 (17.5)
50%	47.6 (12.6)
25%	27.2 (7.2)

\*\* Volumetric Fuel consumption is up to 4% higher when using HVO/RD than #2 ULSD.

# Controllers

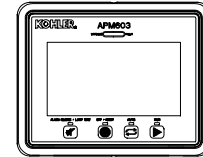


### APM402 Controller

Provides advanced control, system monitoring, and system diagnostics for optimum performance and compatibility.

- Digital display and menu control provide easy local data access
- Measurements are selectable in metric or English units
- Remote communication thru a PC via network or serial configuration
- Controller supports Modbus® protocol
- Integrated hybrid voltage regulator with ±0.5% regulation
- Built-in alternator thermal overload protection
- NFPA 110 Level 1 capability

Refer to G6-161 for additional controller features and accessories.

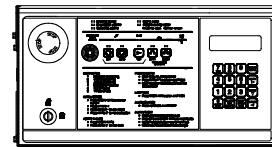


### APM603 Controller

Provides advanced control, system monitoring, and system diagnostics for optimum performance and compatibility.

- 7-inch graphic display with touch screen and menu control provides easy local data access
- Measurements are selectable in metric or English units
- Paralleling capability to control up to 8 generators on an isolated bus with first-on logic, synchronizer, kW and kVAR load sharing, and protective relays
- Note: Parallel with other APM603 controllers only
- Generator management to turn paralleled generators off and on as required by load demand
- Load management to connect and disconnect loads as required
- Controller supports Modbus® RTU, Modbus® TCP, SNMP and BACnet®
- Integrated voltage regulator with ±0.25% regulation
- Built-in alternator thermal overload protection
- UL-listed overcurrent protective device
- NFPA 110 Level 1 capability

Refer to G6-162 for additional controller features and accessories.



### Decision-Maker® 6000 Paralleling Controller

Provides advanced control, system monitoring, and system diagnostics with remote monitoring capabilities for paralleling multiple generator sets.

- Paralleling capability to control up to 8 generators on an isolated bus with first-on logic, synchronizer, kW and kVAR load sharing, and protective relays
- Note: Parallel with other Decision-Maker® 6000 controllers only
- Digital display and keypad provide easy local data access
- Measurements are selectable in metric or English units
- Remote communication thru a PC via network or modem configuration
- Controller supports Modbus® protocol
- Integrated voltage regulator with ±0.25% regulation
- Built-in alternator thermal overload protection
- NFPA 110 Level 1 capability

Refer to G6-107 for additional controller features and accessories.

Modbus® is a registered trademark of Schneider Electric.

BACnet® is a registered trademark of ASHRAE.

## Standard Features

- Alternator Protection
- Battery Rack and Cables
- Customer Connection  
(standard with Decision-Maker® 6000 controller only)
- Local Emergency Stop Switch
- Oil Drain Extension
- Operation and Installation Literature

## Available Options

### Circuit Breakers

- | Type  | Rating                        | Operation   |
|---|-------------------------------|---|
| <input type="checkbox"/> Magnetic Trip                            | <input type="checkbox"/> 80%  | <input type="checkbox"/> Manual<br><input type="checkbox"/> Electrically Operated (for paralleling) |
| <input type="checkbox"/> Thermal Magnetic Trip                    | <input type="checkbox"/> 100% |   |
| <input type="checkbox"/> Electronic Trip (LI)                     |                               |   |
| <input type="checkbox"/> Electronic Trip with Short Time (LSI)    |                               |   |
| <input type="checkbox"/> Electronic Trip with Ground Fault (LSIG) |                               |   |

### Circuit Breaker Mounting

- Generator Mounted
- Remote Mounted
- Bus Bar (for remote mounted breakers)

### Enclosures for Remote Mounted Circuit Breakers

- NEMA 1
- NEMA 3R

### Approvals and Listings

- CSA Certified
- UL 2200 Listing
- Hurricane Rated Enclosure
- IBC Seismic Certification
- HCAI Pre-Approval

### Enclosed Unit

- Sound Enclosure Level 1 and Subbase Fuel Tank Packages
- Sound Enclosure Level 2 and Subbase Fuel Tank Packages
- Weather Enclosure and Subbase Fuel Tank Packages

### Open Unit

- Exhaust Silencer, Critical (kit: PA-354880)
- Flexible Exhaust Connector, Stainless Steel

### Fuel System

- Flexible Fuel Lines (Select rubber or stainless steel)

### Controller

- Common Failure Relay  
(Decision-Maker® 6000 and APM603 controllers only)
- Dry Contact (isolated alarm)  
(Decision-Maker® 6000 controller only)
- Two Input/Five Output Module (APM402 controller only)
- Four Input/Fifteen Output Module (APM603 controller only)
- Remote Audiovisual Alarm Panel  
(Decision-Maker® 6000 controller only)
- Lockable Emergency Stop Switch
- Remote Emergency Stop Switch
- Remote Serial Annunciator Panel
- Run Relay (standard with APM603, optional with others)
- Manual Key Switch (APM603 controller only)
- Manual Speed Adjust (APM402 controller only)

### Cooling System

- Block Heater, 2500 W, 90-120 V, 1 Ph
- Block Heater, 2500 W, 190-208 V, 1 Ph
- Block Heater, 2500 W, 210-240 V, 1 Ph
- Block Heater, 2500 W, 380-480 V, 1 Ph  
Required for ambient temperatures below 0°C (32°F)
- Radiator Duct Flange

### Electrical System

- Generator Heater
- Battery
- Battery Charger, Equalize/Float Type
- Battery Heater

### Paralleling System

- Voltage Sensing

### Miscellaneous

- Air Cleaner, Heavy Duty
- Air Cleaner Restriction Indicator
- Crankcase Emissions Canister
- Engine Fluids Added
- Rated Power Factor Testing

### Literature

- General Maintenance
- NFPA 110
- Overhaul
- Production

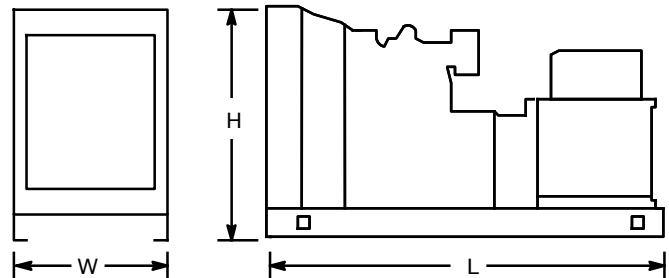
### Warranty

- 2-Year Basic Limited Warranty
- 5-Year Basic Limited Warranty
- 5-Year Comprehensive Limited Warranty

## Dimensions and Weights

Overall Size, L x W x H, max., mm (in.): 3630 x 1425 x 1936  
 (142.9 x 56.1 x 76.2)  
 Weight (radiator model), wet, max., kg (lb.): 3883 (8560)

Note: See ADV drawing for specific dimensions based on accessory selections.



NOTE: This drawing is provided for reference only and should not be used for planning installation. Contact your local distributor for more detailed information.

**DISTRIBUTED BY:**